





# Early Years Foundation Stage

Where the  
Magic  
Begins....



# Early Years Foundation Stage

## Where the Magic Begins.....



- To celebrate your child being at school.
- To understand the expectations of the wider curriculum in Reception.
- To understand what a typical day looks like in Year R .

# *The EYFS curriculum is split into the following areas of learning:*

The prime areas are the foundation building blocks of learning and need to be secure before children are ready for specific areas.

Area of Learning and Development	Aspect
<b>Prime Areas</b>	
<b>Personal, Social and Emotional Development</b>	Making relationships
	Self-confidence and self-awareness
	Managing feelings and behaviour
<b>Physical Development</b>	Moving and handling
	Health and self-care
<b>Communication and Language</b>	Listening and attention
	Understanding
	Speaking
<b>Specific areas</b>	
<b>Literacy</b>	Reading
	Writing
<b>Mathematics</b>	Numbers
	Shape, space and measure
<b>Understanding the World</b>	People and communities
	The world
	Technology
<b>Expressive Arts and Design</b>	Exploring and using media and materials
	Being imaginative

# What are the 7 areas of learning?

## 3 Prime Areas

Personal, Social and Emotional Development

Communication and Language

Physical Development

## 4 Specific Areas

Literacy

Mathematics

Understanding the World

Expressive Arts and Design



# PSED

## Personal, Social and Emotional Development

- Making friends and sharing
- Learning rules and understanding boundaries
- Learning daily routines
- Learning about other cultures and respect
- Forming relationships with adults



# How can you help?

- You can help by encouraging your child to do things independently, for example, go to the toilet, wash their hands, put on and fasten their coats, put on their shoes
- Playing games which encourage sharing and turn taking will help your child to build their social skills



# Physical Development

- Gross motor skills e.g. throw, catch, roll,
- Fine motor skills e.g. pencil control, threading
- Malleable area
- Mark making area
- Shoes and coats
- PE and Dance
- Dough gym



# Communication & Language/ Literacy

- Phonics
- Recognising and writing name
- Speaking and asking questions
- Listening
- Reading
- Writing
- Role play





# How you can help?

- ❖ Reading books (stories, information books, newspapers, magazines, comics etc), encouraging your child to join in and talk about books
- ❖ Singing songs and nursery rhymes
- ❖ Modelling correct letter formation and pencil grip
- ❖ Taking time to listen to them talking about things they've done and answering their questions (You can ask them questions too!!)




# Mathematics

- ❖ Counting
- ❖ Recognising numbers and what they mean
- ❖ Calculation
- ❖ Shape
- ❖ Pattern
- ❖ Problem solving
- ❖ Measuring



# How can you help?



- ❖ Talk about the shapes you can see in the environment
- ❖ Comparing things which are heavy and light or long and short
- ❖ Pointing out numbers all around
- ❖ Singing counting songs and rhymes
- ❖ Counting, adding and subtracting anything and everything - socks, cars, shopping, cutlery, fingers and toes!

# Understanding the World



- ❖ Exploring
- ❖ Investigating
- ❖ Learning about other cultures, places, things that happened in the past and living things
- ❖ Talking about their family
- ❖ Using technology
- ❖ Constructing
- ❖ Educational visits e.g. Safari Pete
- ❖ The chicks!

# How can you help?

- ❖ Talk with your child about the places they go and things they see in the world around them
- ❖ Answering and asking questions - what if...? Why do you think...? How did you...?
- ❖ Letting children join in with everyday activities - washing up, cooking, shopping, helping in the garden...
- ❖ If possible let them have access to technology, e.g. CD players, mobile phones, computers etc



# Expressive Arts and Design

- ❖ Building
- ❖ Role play
- ❖ Painting
- ❖ Drawing
- ❖ Dance
- ❖ Music
- ❖ Singing
- ❖ Story
- ❖ Imagination



# How can you help?



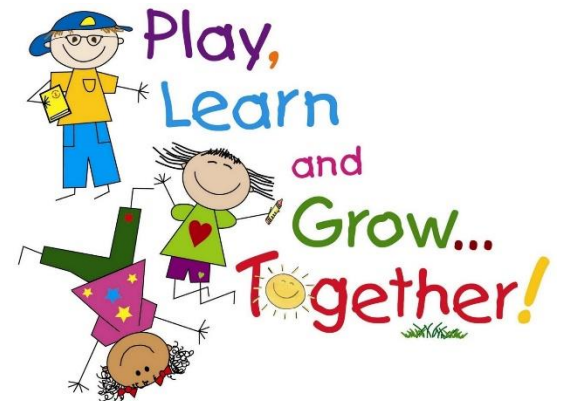
- ❖ Talk with your child about their imaginative play and join in if possible!
- ❖ Encourage them to be flexible in their thinking and use of materials
- ❖ Praising them for their efforts or ideas as well as the end product

# The importance of play...

We want the children to think they are playing all day and this is what they will often say when they answer the question "what did you do today?"

The activities in year R are very play based, however they are carefully planned to ensure that the children are learning and challenged to make their next steps in learning.

Parents are often amazed by how much they learn during the first year at school and it is important that this year is a positive start to school life and developing a thirst for learning!





# Talking



We encourage your child to talk... this is one of the best ways to learn.

Encourage the talking, the questions and having those conversations but also developing the listening skills too

All of the children in school take part in a language screening session. This identifies if they have any gaps in language development so that we can support them and ensure they make progress.

If your child needs support in these areas we would discuss this with you.

# Reading

Reading is so important and it is the best thing that you can do at home to support your child... Read, read and read some more.


Try to read a variety of different books and again take time to talk and discuss the books together, ask questions and get them to guess what might come next.



# Independence



Allowing your child to do things independently is so beneficial. Being in a class of children if you can get your own coat on, do the zip up and follow simple instructions this impacts on your day to day life at school.



# Sleep

Hopefully being at school will help your child get into a healthy bedtime routine.

Sleep is vital for children to thrive and learn.

Please speak to us if you have concerns about your child's sleep.



# A Typical Day



The day is broken into different parts to keep the children engaged and is a mix of:

***Child Initiated*** – this is where the child will plan their learning from the environment planned for by the teaching team. During this time the children are able to demonstrate their understanding across the curriculum and have access to both the inside and outside classrooms

***Teacher Directed*** - These are small group activities working with an adult to develop a particular part of the curriculum. These increase as the year goes on... Children work on different activities depending on needs and what their next step in learning is.

***Whole Class*** - The children will have dedicated whole class time to develop phonics understanding, reading stories, number fun with singing and enjoy social times such as snack time.

# Questions

If you have any questions please do email us...

[eyfs@wouldham.kent.sch.uk](mailto:eyfs@wouldham.kent.sch.uk)

