

My Learning Challenges




Term 3 - Off We Go!

Monday 4th - Friday 8th January 2021

Daily Literacy Activities

Rosie's Walk



Look at the front cover of the story 'Rosie's Walk' above. Talk to an adult about what you can see. Who are the characters in the story? Who is Rosie? Where is she walking to?

Share the story 'Rosie's Walk'. You may have this in your collection already or you can listen to the story here: <https://bit.ly/3aSIPfM>

As you read the story for the first time, try and predict what might happen to the fox each time.

Retelling the Story

Watch this animated version of the story 'Rosie's Walk': <https://bit.ly/3929kx5>
Compare this to the book. Which do you prefer? Why?

Today you are going to create your own version of story. You could draw your own map of the farm and add Rosie's trail through it or make a model of the farm using construction materials and act out Rosie's walk using toy animals or by making your own masks/puppets. Ask an adult to film you retelling the story and share it with us through Evidence Me.



Footprint Tricky Words

Draw some hen footprints on to pieces of paper. Write a tricky words on each of them or ask an adult to do this for you. Phase 2 tricky words: I, the, no, go, to, into. Ask an adult to place the footprints around your house/garden leading to a hidden toy. You are going to be the fox, as you follow the footprints, can you read each of the tricky words that have been written?



If there are any tricky words that you are still unsure of make sure you practise reading and writing these. You could also practise all of the phase 2 letters and sounds we have been learning by writing sounds on each of the footprints instead of tricky words.
Extra Challenge
Play the game with these tricky words.
Phase 3
he, she, we, me, be, you, all, are, her, was, they, my.
Phase 4
said, have, like, so, do, some, come, little, one, were, there, what, when, out.

New Hazards for the Fox

In the story 'Rosie's Walk' the fox ends up in a lot of trouble following Rosie the hen. Can you think of a new hazard for the fox? Think about what would happen if ...there was a piece of rope across his path? A bucket of water? A banana skin?



Draw an illustration of your new hazard for the fox and label it.

Talk to an adult or a big brother or sister about the picture you have drawn.

Extra Challenge

Create a new page for 'Rosie's Walk'. Where could Rosie go? How might the fox try to catch her? How will Rosie be saved? Add speech/thought bubbles to your new page and write what Rosie and the fox are saying or thinking in them.

Animal Rhyming

Can you continue these rhyming strings? How many other rhyming words can you think of?

hen	ten		
fox	box		
pig	dig		
cat	bat		
dog	log		

Extra Challenge

Make up your own silly animal rhyming sentences. Read this rhyming sentence and draw a picture to match. 'The rat sat on the cat'. Now think of your own silly rhyming sentence, write this down and draw a picture to match it.

Daily Maths Activities



This week we are learning about shapes with 4 Sides and daytime and night time.

Complete this week's White Rose Maths activities here: <https://whiterosemaths.com/homelearning/early-years/light-and-dark-week-3/>


There is a short clip and an activity to complete each day.

Ask an adult to share your learning via the Evidence Me Parent Share app so that your teacher can see what you have been doing.

Physical Activities

Rosie's Walk Movements

Re-enact the story 'Rosie's Walk' sequence, using different movements for each of the characters; walking proudly and confidently as Rosie the hen; prowling using slow movements as the fox; buzzing around like a swarm of bees.



Play 'Rosie Says'

Play 'Rosie Says' with a beanbag or sock. Take it in turns with members of your family to be Rosie and give instructions to each other. "Rosie says... put the bean bag/sock on top of your head, underneath your feet, walk around the beanbag, jump over the beanbag etc.



Local Walk

Go on a local walk with your family, if you can't go out then create your own 'walk' around your house. When you are back from your walk see if you can recount it using lots of positional language like that used in 'Rosie's Walk', here is an example: Miss Harris went on a walk... ..through the tunnel, under the trees, over the bridge, around the duck pond, past the football ground, and got back in time for lunch!

Button Time challenge




Practise doing up and undoing the buttons on your school shirt and ask an adult to time how long it takes you. Time yourself doing this each day and see if you can improve your time. If you are able to do your buttons already then have a go at learning to do up your school tie or shoelaces yourself.




Kitchen Tong Pick-Up

Use kitchen tongs to pick up different items around your house, you could try dry/cooked pasta, peas, pieces of Lego., etc. Which are easier or harder to pick up? Have a race with your family to see who can move objects from one place to another the quickest.

Understanding of the World and Creative Activities

<u>Journeys</u>	<u>Sorting the Rubbish</u>	<u>Listening Walk</u>	<u>Mask Making</u>	<u>Imagery Journey</u>
<p>What journeys can you make on foot? Can you recount a journey you have made recently on foot e.g. going on a walk with your family or walking to the shops? Draw a map of your journey.</p> 	<p>Help a grown up to sort out your rubbish at home. Learn about what can be recycled, or composted and what has to go to land fill. Can you sort your recycling into paper, plastic and metal?</p> 	<p>Go on a listening walk around your house, garden or in an outside space. What different sounds can you hear around you? Can you hear the same sounds inside and outside? Ask an adult to help you record the sounds on a phone and listen back to them. Can the find ways of reproducing the sounds using your voice?</p>	<p>Make your own hen or fox mask to help you retell the story of Rosie's Walk. You could make it from a paper plate or cereal box card. Remember to make the eyes big enough for you to see through them and then carefully cut them out.</p> 	<p>Close your eyes and imagine that you are all going on a journey. With a member of your family talk about how you are getting there, for example, by bus, train, car, aeroplane or boat, and how the journey feels. Try to use all of your senses to describe the journey and then describe the place that you have arrived at. Use your imaginary thoughts to create a painting or picture - it can be of the journey; the place; or the vehicle that you travelled in.</p>

Story Time Activities

<u>Pat Hutchins Story Time</u>	<u>Mr Men</u>
<p>Pat Hutchins is the author and illustrator of 'Rosie's Walk' and she has also written and illustrated many other wonderful stories.</p> <p>You may have some of her stories in your own book collection at home, if you do pick one to read with your family.</p> <p>Or listen to one of Pat Hutchins' stories being read here: 'Where, Oh Where is Rosie's Chick?': https://www.youtube.com/watch?v=whP9GVKn4AE</p> <p>'The Doorbell Rang': https://www.youtube.com/watch?v=A-tqjCPnHLg</p> 	<p>This week as part of your maths learning you have been thinking about shapes with 4 sides. What shape faces do Mr Strong and Mr Grumpy have? You may have these stories in your collection already or you can listen to them being read here: https://www.youtube.com/watch?v=8aZ3SDzKKgk https://www.youtube.com/watch?v=-Nmdb6jJMRc</p> <p>Did you see anything else in the stories that had a square or rectangular shaped face?</p> <p>If you enjoyed these then there are lots of Mr Men and Little Miss books that you may like to read. These are some of our favourite characters and stories: Mr Tickle: https://www.youtube.com/watch?v=8KYB3UxEi_g Little Miss Sunshine: https://www.youtube.com/watch?v=oFj-vcRi9JY Little Miss Chatterbox: https://www.youtube.com/watch?v=83br0BP3VSo Which character is your favourite? Why?</p> 