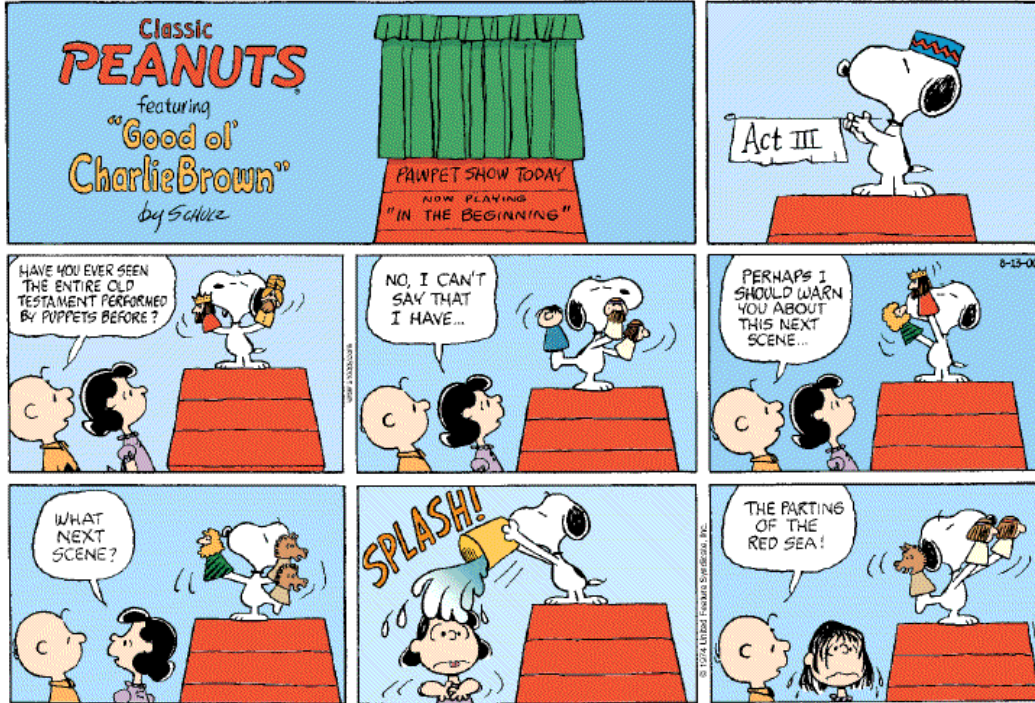


Year 3

Tuesday 5th January 2021

English: Today you will be looking at features of a comic strip.

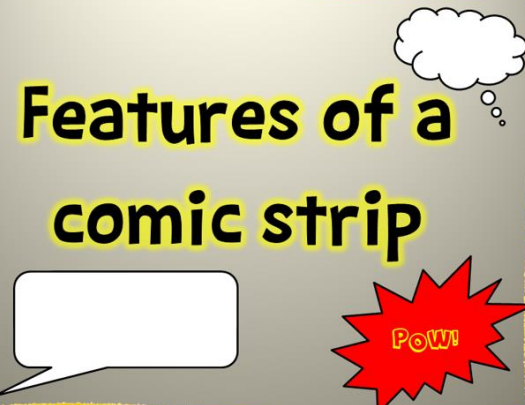


Watch this video:

<https://www.bbc.co.uk/bitesize/topics/zkgcwmn/articles/zbk47nb>

Have a look at these slides:

Features of a comic strip




Features of a comic strip

A comic strip is a sequence of drawings, arranged in interrelated panels or boxes.




Features of a comic strip

The story is written in a short narrative. This is shown through caption boxes, which the narrator would be saying. Captions tend to be coloured boxes, to show the difference to speech.




Features of a comic strip

Speech bubbles are usually round or square shapes with a tail pointing to the character's mouth, indicating that the character is speaking out loud.




Features of a comic strip

A scream bubble indicates a character is screaming or shouting and has a jagged outline or a thicker line. The letters are usually larger or bolder than normal.



Features of a comic strip

Broadcast bubbles may have a jagged tail like a lightning flash shape. Letters are sometimes *italicised*. Broadcast bubbles indicate that the speaker is communicating through an electronic device (radio, television, telephone).



Features of a comic strip

A whisper bubble shows that the speaker is talking in a softer or quieter tone. They are usually drawn with a dashed/dotted outline, smaller letters, and a paler (grey) writing.



Features of a comic strip

Thought bubbles are cloud-shaped word bubbles that indicate that a character is thinking, not talking out loud.



Features of a comic strip



Action words indicate the sounds that can heard in a comic strip. They are usually in coloured jagged splats, and the letters are all in capitals.

Quite often, exclamation marks are used!

Now answer these questions on 2write Purple Mash:

- What is a comic strip?
- What do you notice?
- How is the story written?
- What is the same?
- What is different?

Create a checklist for the features of a Comic Strip.

Maths

Today you are going to be comparing statements using the $<$ $>$ $=$ symbols. Watch this video <https://www.bbc.co.uk/bitesize/articles/z7fgcqt> and then give the questions below a try.

Write $<$, $>$ or $=$ to compare the calculations.

a) 4×3 ○ 2×6

c) 5×3 ○ 3×4

b) 8×3 ○ 4×6

d) 3×4 ○ 4×5

e) $20 \div 4$ ○ $20 \div 5$

g) $30 \div 10$ ○ $30 \div 6$

f) $24 \div 2$ ○ $36 \div 3$

h) $18 \div 2$ ○ $18 \div 3$

Complete the statements.

a) $7 \times 3 > \square \times 3$

c) $30 \div \square = \square \times 5$

b) $24 \div \square < 2 \times 2$

d) $12 \times \square > 12 \div \square$

Here are some calculation cards.

$30 \div 6$

4×6

$27 \div 3$

4×8

8×3

12×2

5×6

$18 \div 3$

Write each calculation in the table.

Less than 6×4	Equal to 6×4	Greater than 6×4

Write one more calculation in each column.

Did you have to work out all the calculations?

Spellings

Don't forget to continue practising your spellings. This week we are looking at suffixes -ment -ness -ful -less -ly

e.g. fairness / kindness / silliness / happiness / painful / careless / carelessly / colourless / helpful / helpfully

You can either practise using write, cover, check or try out the games on the spellzone link below:

https://www.spellzone.com/word_lists/games-1115.htm

Guided Reading

Listen to chapter 1; Daydreams of Adventure-

https://www.youtube.com/watch?v=mX_d7hXAPzk

Predict what happens next by sharing your ideas on the class Blog.

Wednesday 6th January 2021

English

Today we will learning about what a fronted adverbial is and how to use them. Please watch the following video and take part in the Quiz.

<https://www.bbc.co.uk/bitesize/topics/zwwp8mn/articles/zp937p3>

Now have a go at matching the most appropriate fronted adverbial to the given sentences. Either write these sentences on paper, type them onto word or attempt to upload to Purple Mash.

Where	When	How
Above the clouds,	Soon,	Without a sound,
Outside,	Yesterday,	As quick as a flash,
Back at the house,	Immediately,	Without warning,
Nearby,	In the morning,	Happily,
In the distance,	Just then,	Courageously,
Far away,	Later,	Unexpectedly,

the eagle soared.
a dog was barking ferociously.
children were playing happily.
Dad was cutting the grass.
dark clouds began to form.
the cackle of the evil witch echoed.

it would sadly be time to go home.

we went to the seaside.

the pain of the fall made his grazed knees throb.

Ben had a large bowl of cereal.

there was a loud knock at the door.

the girl decided it was time to go home.

the burglar silently entered the house.

the mouse scurried out of the door.

thunder roared in the night sky.

the clown told hilarious jokes.

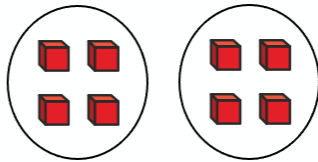
the firefighter rescued the old lady.

tears began to roll down her face.

Maths

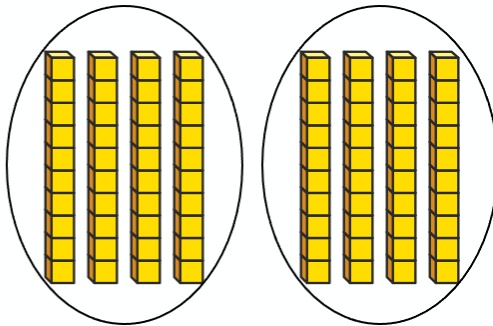
Today you will be completing related calculations for multiplications, using what you already know about timetables to help you answer more complicated timetables. E.g $2 \times 5 = 10$ so $2 \times 50 = 100$.

Complete the multiplications.



$$2 \times 4 \text{ ones} = \boxed{8} \text{ ones}$$

$$2 \times 4 = \boxed{8}$$



$$2 \times 4 \text{ tens} = \boxed{8} \text{ tens}$$

$$2 \times 40 = \boxed{80}$$

Now give these multiplication questions a go:



I know
 $5 \times 7 = 35$

Use Dora's fact to complete the calculations.

a) $5 \times 70 = \square$

d) $35 \div 5 = \square$

b) $7 \times 5 = \square$

e) $350 \div 5 = \square$

c) $50 \times 7 = \square$

f) $350 \div 7 = \square$

a) $2 \times 4 = \square$

c) $5 \times 2 = \square$

$2 \times 40 = \square$

$5 \times 20 = \square$

b) $5 \times 3 = \square$

d) $2 \times 8 = \square$

$5 \times 30 = \square$

$80 \times 2 = \square$

If we know that $7 \times 5 = 35$, we know that $70 \times 5 = 350$. Complete the fact families for each calculation.

$7 \times 5 = 35$	$3 \times 4 = 12$	$6 \times 8 = 48$	$64 \div 8 = 8$
$70 \times 5 = 350$	$30 \times 4 = __$	$__ \times 8 = 480$	$640 \div 8 = __$
$5 \times 70 = 350$	$__ \times __ = __$	$__ \times __ = __$	$__ \div __ = __$
$50 \times 7 = 350$	$__ \times __ = __$	$__ \times __ = __$	$__ \times __ = __$
$7 \times 50 = 350$	$__ \times __ = __$	$__ \times __ = __$	$__ \times __ = __$
$350 \div 50 = 7$	$__ \div __ = __$	$__ \div __ = __$	
$350 \div 7 = 50$	$__ \div __ = __$	$__ \div __ = __$	
$350 \div 5 = 70$	$__ \div __ = __$	$__ \div __ = __$	
$350 \div 70 = 5$	$__ \div __ = __$	$__ \div __ = __$	

Spelling

Don't forget to continue practising your spellings. This week we are looking at suffixes -ment -ness -ful -less -ly

e.g. fairness / kindness / silliness / happiness / painful / careless / carelessly / colourless / helpful / helpfully

You can either practise using write, cover, check or try out the games on the spellzone link below:

https://www.spellzone.com/word_lists/games-1115.htm

Guided Reading

Listen to chapter 2: I am going to cycle round the world-

https://www.youtube.com/watch?v=mX_d7hXAPzk.

Summarise what has happened in the book so far and upload your summaries to the class blog.

Thursday 7th January 2021

English

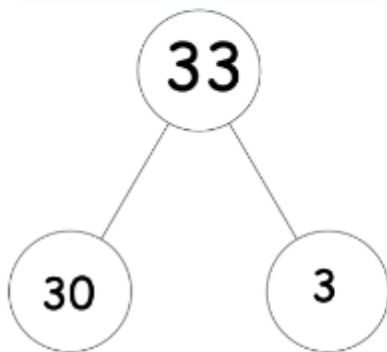
Today we are going to be planning our own comic strips based on a book called Meerkat Mail. Please watch the video of Miss McCarney and Mrs Upchurch reading the book to you all (see blog for the link). Create a Story S on paper (draw an S and map out the journey that Sunny takes).

Maths

Complete the maths questions below using the example layout.

Example

$$33 \times 3$$



$$30 \times 3 = 90$$

$$3 \times 3 = 9$$

$$90 + 9 = 99$$

$$33 \times 3 = 99$$

Questions

1. $22 \times 4 =$

2. $13 \times 3 =$

3. $25 \times 2 =$

4. $14 \times 4 =$

5. $35 \times 2 =$

6. $24 \times 3 =$

7. $34 \times 2 =$

8. $45 \times 3 =$

9. $27 \times 2 =$

10. $52 \times 4 =$

Watch the teacher demonstration video to show you how to multiply a 2digit number by a 1 digit number using the formal written method-

https://www.youtube.com/watch?v=u1DM_Z96qFk

Spelling

Don't forget to continue practising your spellings. This week we are looking at suffixes -ment -ness -ful -less -ly

e.g. fairness / kindness / silliness / happiness / painful / careless / carelessly / colourless / helpful / helpfully

You can either practise using write, cover, check or try out the games on the spellzone link below:

https://www.spellzone.com/word_lists/games-1115.htm

Guided Reading

Listen to chapter 3: Which way to Africa?

https://www.youtube.com/watch?v=mX_d7hXAPzk

Answer the following questions and upload to Purple Mash:

- Find and copy a phrase that shows how Tom is feeling.
- Why do you think he is feeling this way?
- Which part of the text demonstrates this to us?

Friday 8th January 2021

English

Today you are going to create a comic strip of Meerkat Mail. Go onto Purple Mash and complete the comic strip activity to show Sunny's journey.

Maths

Either print / copy out onto paper the following Multiplying 2 digit number by 1 digit number using the written method worksheet. Remember to re-watch our teacher demonstration video from yesterday if needed-

https://www.youtube.com/watch?v=u1DM_Z96qFk.

Multiplying Two-Digit Numbers by One-Digit Numbers

$$\begin{array}{r} 1. \quad 24 \\ \times 4 \\ \hline \\ \hline \end{array}$$

$$\begin{array}{r} 2. \quad 22 \\ \times 5 \\ \hline \\ \hline \end{array}$$

$$\begin{array}{r} 3. \quad 18 \\ \times 5 \\ \hline \\ \hline \end{array}$$

$$\begin{array}{r} 4. \quad 26 \\ \times 3 \\ \hline \\ \hline \end{array}$$

$$\begin{array}{r} 5. \quad 12 \\ \times 5 \\ \hline \\ \hline \end{array}$$

$$\begin{array}{r} 6. \quad 48 \\ \times 2 \\ \hline \\ \hline \end{array}$$

$$\begin{array}{r} 7. \quad 41 \\ \times 9 \\ \hline \\ \hline \end{array}$$

$$\begin{array}{r} 8. \quad 31 \\ \times 7 \\ \hline \\ \hline \end{array}$$

$$\begin{array}{r} 9. \quad 44 \\ \times 7 \\ \hline \\ \hline \end{array}$$

$$\begin{array}{r} 10. \quad 32 \\ \times 7 \\ \hline \\ \hline \end{array}$$

$$\begin{array}{r} 11. \quad 62 \\ \times 3 \\ \hline \\ \hline \end{array}$$

$$\begin{array}{r} 12. \quad 66 \\ \times 4 \\ \hline \\ \hline \end{array}$$

$$\begin{array}{r} 13. \quad 82 \\ \times 4 \\ \hline \\ \hline \end{array}$$

$$\begin{array}{r} 14. \quad 87 \\ \times 8 \\ \hline \\ \hline \end{array}$$

$$\begin{array}{r} 15. \quad 94 \\ \times 8 \\ \hline \\ \hline \end{array}$$

$$\begin{array}{r} 16. \quad 53 \\ \times 8 \\ \hline \\ \hline \end{array}$$

$$\begin{array}{r} 17. \quad 85 \\ \times 4 \\ \hline \\ \hline \end{array}$$

$$\begin{array}{r} 18. \quad 75 \\ \times 3 \\ \hline \\ \hline \end{array}$$

$$\begin{array}{r} 19. \quad 68 \\ \times 6 \\ \hline \\ \hline \end{array}$$

$$\begin{array}{r} 20. \quad 78 \\ \times 7 \\ \hline \\ \hline \end{array}$$

Spelling

Don't forget to continue practising your spellings. This week we are looking at suffixes -ment -ness -ful -less -ly

e.g. fairness / kindness / silliness / happiness / painful / careless / carelessly / colourless / helpful / helpfully

You can either practise using write, cover, check or try out the games on the spellzone link below:

https://www.spellzone.com/word_lists/games-1115.htm

Guided Reading

Listen to chapter 4: Are you crazy?

https://www.youtube.com/watch?v=mX_d7hXAPzk

Can you produce 5 questions based on the chapter that we can add to our class blog? Ensure that your class members will be able to find evidence to support their answer from the text.

Creative

Read the following information about Albert Namatjira. Look carefully at the examples of his artworks. Can you create your own landscape inspired by Albert Namatjira?

Contemporary Indigenous Artists

Albert Namatjira

Albert Namatjira is one of Australia's most recognised Indigenous artists. He was the first Aboriginal painter to receive international recognition for his art. A western-style painter, he spent some of his childhood at the Hermannsburg Lutheran Mission, about 130 kilometres west of Alice Springs, Northern Territory. A non-Aboriginal artist named Rex Batterbee introduced him to watercolour painting in the 1930s.


Namatjira's landscape paintings were usually of areas he lived in throughout his life in the tribal land of Western Aranda in Central Australia. His work gave rise to the Hermannsburg School of Landscape Painting. His art captured the vibrant colours of the Western MacDonnell and Krichauff Ranges and the tributaries of Ellery Creek and Hugh River.

In 1957, Namatjira was one of the first Indigenous Australians to be granted Australian citizenship. Although he died, aged 57, disconnected with white society, Namatjira did a lot to change the ongoing negative view of Aboriginal people at the time. He also led the way for the Papunya art movement, which began a decade after his death.






Heavitree Gap



Mount Sonder with Corkwood Tree



Palm Valley



Haasts Bluff Country