

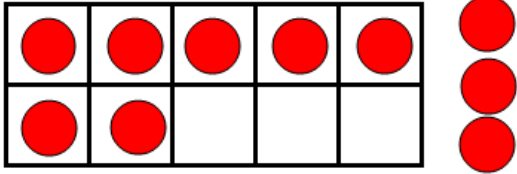



Year 1 Maths- Term 3 - Week 2

<p>Monday 11th January</p>	<p>Can I compare groups of objects using greater than, less than and equal to vocabulary?</p> <p>https://vimeo.com/483168827</p> <p>Worksheet is available on the school website. Send a photo through the purple mash email address.</p>	<p>Teachers were given biscuits at school. Who has more biscuits? How do you know? Use the correct vocabulary to compare. Mrs. Hunter has _____ Mrs. Morrell.</p>  <p>Choose your own objects to make groups and compare eg. teddies, spoons or coins.</p>
<p>Tuesday 12th January</p>	<p>Can I compare numbers?</p> <p>Watch the following lesson by Mrs Fitter on comparing numbers at:-</p> <p>https://youtu.be/rJJpsoDmbHo</p> <p>There is another video for you to watch to give you some extra help working out greater and lesser than here:-</p> <p>To compare numbers to 20 (thenational.academy)</p> <p>The greater than, lesser than song can be found here:- https://youtu.be/-LdzOPOzBoU</p> <p>Now complete the worksheet on the school website. Send a photo of your work through the purple mash email address.</p>	 <p>In this lesson you need to remember that Carlos Crocodile loves to eat bigger numbers and his open mouth faces the bigger number. The smaller number faces away from open mouth of Carlos Crocodile. You can make your own Carlos Crocodiles using rulers or drawing your own, like in the picture. You can use lego bricks, sweets or pasta shapes for your counters!</p>

<p>Wednesday 13th January</p>	<p>Can I order a group of objects?</p> <p>Watch the following clip by Mrs Hunter below and then have a go at making your own groups of objects to answer the questions on the ten frames:-</p> <p>https://youtu.be/qlgsfEufcsg</p> <p>An extension for this lesson can be found below:- To identify numbers to 20 by counting ten and then counting on (thenational.academy)</p> <p>There is a worksheet for you to print out and complete on the school website. Send in a photo of your work through purple mash email addresses.</p>	 <p>This is a ten frame, can you remember using these in school? You can make your own at home to help you from cereal box cardboard and then use the cereal for the counters! The really important thing to remember is you need to start from the left hand side and go along the top line before going on to the second line. When you are making teen numbers you will need two ten frames. When you make 1 ten you need to make sure the left hand side ten frame is full of ten counters and then move onto the other ten frame.</p>
<p>Thursday 14th January</p>	<p>Can I order numbers?</p> <p>This lesson is about ordering numbers but thinking about which is the greater and smaller number. Watch the following clip to help you work out the numbers and which is bigger and which is smaller:-</p> <p>https://www.youtube.com/watch?v=Zk_Anc0btB8</p> <p>An extension for this lesson can be found here:- Aut1.12.4 - Order numbers on Vimeo</p> <p>Fun Maths game for you can be found here:- Blast Off - Mental Maths for 5 to 8 Year Olds (topmarks.co.uk)</p>	 <p>You can make your own games by finding items from one to twenty around the house to be the counters.</p> <p>Can you send in a photo of your number line and how you worked out which number was less than and which was greater than.</p> <p>A fun game for you to have go at about greater and smaller can be found here:-</p> <p>Chopper Squad More or Less - Mental Maths Game - 5 to 7 Year Olds (topmarks.co.uk)</p>

	<p>Complete the worksheet on the school website and send a photo through the purple mash email address.</p>	
<p>Friday 15th January</p>	<p>Can I write teen numbers in digits and words? In this lesson you will learn about the numbers from 1 to 20 but using digits and letters. Watch the following clip by Mrs Hunter and Mrs Fitter:-</p> <p>(2) Friday Year One Maths - YouTube</p> <p>Some songs to help you can be found here:- https://youtu.be/SzfzJGwWZQ https://youtu.be/1W5aYi3lkh o</p> <p>A worksheet for you to practise writing the numbers using letters and digits can be found on the school website. When you have completed this take a photo and send it to purple mash email address.</p>	<p>You could make your own number and letters flash cards at home on paper and then hide them around your house and garden and then find them and match them up with the correct numbers and letters.</p> <p>If you want to copy a game to use at home then it is on the school website.</p> <p>If you have finished all your maths but would like to complete some more then visit Mathletics where there is work set for you.</p> 