

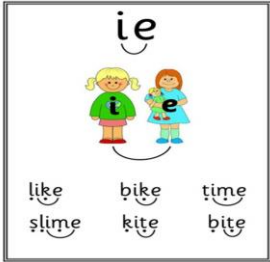


Year 1 Phonics - Term 4 Week 1- 22nd February- 26th February

Reminder: the website we use for phonics is now free. Go to www.phonicsplay.co.uk and log in using these details. Username: jan 21 and password: home

Date	Yellow Group	Blue Group
Monday 22 nd February	<p>This week we are beginning Phase 5 in our Phonics learning!</p> <p>We are learning a new grapheme ay. Get a piece of paper and a pencil ready. Watch Mr. Thorne's video lesson and follow along: https://www.youtube.com/watch?v=MTCP8i4Nwgc</p> <p>Can you complete the activity sheet by colouring the real words one colour and the alien words another colour to practise your reading of ay words?</p>	<p>This week are learning about split digraphs. A letter comes in to split up two sounds but they are still friends so we "hook" them together and say the letter name "a", not its sound. For example., "a" and "e" are friends but letter k has come in between them so we say "cake", not "c-a-k-e".</p> <p>Watch Mr. Thorne's video about the a-e split digraph: https://www.youtube.com/watch?v=W1xqLjHF53A</p>  <p>Play Dragon's Den using the a-e split digraph: https://www.phonicsplay.co.uk/resources/phase/5/dragons-den How many points can you get? Keep trying until you can get all 10 points!</p> <p>Print off and read the a-e split digraph phoneme spotter and answer the questions.</p>

Year 1 Phonics - Term 4 Week 1 - 22nd February - 26th February

<p>Tuesday 23rd February</p>	<p>Recap the ay digraph by using crayons to rainbow write these words, dictated by an adult: lay, may, ray, way, stay, play, pray, spray, crayon. Did you get them all correct?</p> <p>Now put some of these words into a sentence: I may have to stay and play. Can you read it back? Does it make sense? Correct it with an adult to check!</p>	<p>Recap the a-e split digraph by helping Geraldine the Giraffe find items that contain this: https://www.youtube.com/watch?v=jkycxr-joDk</p> <p>Now print off or display on screen the "a-e Find the Word Scene activity". Can you find and spell all the items that contain this split digraph?</p> <div data-bbox="1429 459 1921 778"><p>Can you spot the a_e images shown in the picture and write the words in the box?</p></div>
<p>Wednesday 24th February</p>	<p>We are learning a new grapheme ou. Get a piece of paper and a pencil ready. Watch Mr. Thorne's video lesson and follow along: https://www.youtube.com/watch?v=-qtCB7CYH3I</p> <p>Now complete the ou spelling activity attached.</p>	<p>Today we are learning the i_e split digraph (as in nice smile). "i and e are best friends but a letter comes and splits them up but they are still friends. They now say the vowel's name, not the sound" Please note: i-e: the dash is where the ending sound gets tucked into the word or explain that they are hooked together with a smiley!</p> <div data-bbox="1263 1011 1532 1273"></div> <p>Watch this video to learn this new split digraph: https://www.youtube.com/watch?v=4-swf3Gy_40</p>

Year 1 Phonics - Term 4 Week 1 - 22nd February - 26th February

		<p>Reading Dance Party Time: make flashcards containing the i-e split digraph using real and alien words (see below) and place the i-e words around the room. Play music and dance. When the music stops ask your child to find a word and read it to you, a sibling or a teddy bear. Repeat. You could add the smiley hook on each word while reading using a felt tip or pencil.</p> <p><i>shine, slide, prize, nice, inside, invite, splide, glide, bide, tide, wide, hide</i></p>
<p>Thursday 25th February</p>	<p>Print off or make word cards using the follow ou words: mouth, loud, round, mouse, pound, shout, sound, south.</p> <p>Play the "Reading ou Words Card Game" with a family member. How quickly can you make a match with the word and picture? Try another version of asking an adult to hide them around the house and finding and reading them as quickly as you can. Repeat to beat your previous time!</p> <p>Now practise your Phase 5 tricky words by following along: https://www.youtube.com/watch?v=DbcZnb2iz1c</p>	<p>Today we are recapping the i-e split digraph.</p> <p>Help Geraldine the Giraffe with finding items that contain the i-e split digraph and make a list of what she finds: https://www.youtube.com/watch?v=o9JSTYL7vyc</p> <p>Play Buried Treasure, choosing Phase 5 i-e icon and see how many points you can earn: https://www.phonicsplay.co.uk/resources/phase/5/buried-treasure</p>
<p>Friday 26th February</p>	<p>Recap this past week's learning by playing Buried Treasure using the ay and ou coins.</p> <p>https://www.phonicsplay.co.uk/resources/phase/5/buried-treasure</p>	<p>Apply what you know about the a-e and i-e split digraphs by reading sentences here: https://www.phonicsplay.co.uk/resources/phase/5/sentences-5a</p> <p>Now have a go at writing this dictated sentence: Can you make me a fine prize? Don't forget to check you have used a question mark!</p>