

**Spellings**

This week's spellings.

Can you look, say, cover, write these words? See if you can learn them all by the end of the week? Practise saying these words out loud and then have a go at writing them out on paper or card then get an adult at home to hide them so that you have to go and find them around your house! When you have found the words try and tell the adults how you spell the words without looking!


ea  
sea  
meat  
eat  
beach

ea  
head  
bread  
meant  
feather

Can you complete the **Guided Reading Book Talk** activity during the week?

This week we are exploring *The Lonely Giraffe* by Peter Blight and thinking about retrieving information. Watch the video of Mrs Skinner reading the story and then talk through the questions on the grid below:

<https://youtu.be/K3bTBp9aa38>

<p><b>Where is the story set?</b></p>	<p><b>Who is the main character in the story, can you describe them?</b></p>	<p><b>What is the problem in the story?</b></p>
<p><b>Describe the setting.</b></p>		<p><b>How is the problem solved?</b></p>
<p><b>Why did the other animals not listen to the giraffe?</b></p>	<p><b>Re-tell an adult the end of the story...</b></p>	<p><b>Which part of the story do you like the most and why?</b></p>


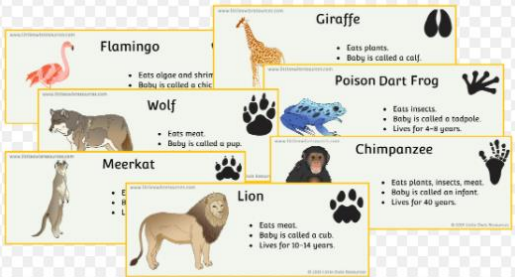
Now watch the story to see if you were right:



**Handwriting**

Can you practice the capital letters: V W X Y and then these words: Venus, Wednesday, Yesterday. Use this video to help you:

<https://youtu.be/gcxlqx6SNeY>



Daily English		
Day	Suggested Activity	How to complete
Monday 1 <sup>st</sup> March	<p><b>LI: Can I retrieve information from a book that is read to me?</b></p> <p>Today you are going to look again at the front cover of the book and explore a little more of the books contents. You are going to collect information from the first few pages.</p> <p>Look again at the front cover of the book and listen to the opening page. Who do we think is the focus of this book? Why? Then watch the rest of the book and record facts you find out about Lions: <a href="https://youtu.be/AvzUqs0qbJY">https://youtu.be/AvzUqs0qbJY</a></p> 	<p>You are going to listen to the book and record facts you find out about lions from the pages. You can do this as a list/ bullet points or mind map on paper or on purple mash.</p> <p>Here are a couple of examples from the text to start you off:</p> <ul style="list-style-type: none"> <li>• A lion’s home is called a den.</li> <li>• A group of lions is called a pride.</li> </ul> <p>Don’t forget to share this with us via 2email.</p>
Tuesday 2 <sup>nd</sup> March	<p><b>LI: Can I research and create a fact card about Lions?</b></p> <p>We are going to be finding more information out about Lions today and creating our own Lion fact cards. Watch this video to help you learn more: <a href="https://www.youtube.com/watch?v=UoN2qtdE1YI">https://www.youtube.com/watch?v=UoN2qtdE1YI</a></p> <p>Then research using books or the internet and make notes to include on your fact card.</p>	<p>Make sure you have found out a number of facts about Lions and include what you found out from our book yesterday. You are going to use this information to write a fact card about Lions. Make sure you extend your sentences with a conjunction to add extra information and use a bullet point for each fact. Use the purple mash template or do this on paper and share with us by 2email.</p> 
Wednesday 3 <sup>rd</sup> March	<p><b>LI: Can I understand the features of an information poster?</b></p> <p>For the rest of this week we are going to be working towards creating an information poster about an African animal of your choice that you would find on the Savannah. Before that we need to know what to include in an information poster.</p>	<p>Explore the video on bbc to help you learn what the key features of a poster are: <a href="https://www.bbc.co.uk/bitesize/topics/zgaxwnb/articles/zrn3d6f">https://www.bbc.co.uk/bitesize/topics/zgaxwnb/articles/zrn3d6f</a> when you have watched this answer the quiz and write a list of the features you need to include when you make your poster.</p> <p>Share the features with us via 2email.</p>

		
<p>Thursday 4<sup>th</sup> March</p>	<p><b>L1: Can I research an African animal and plan an information poster?</b>                  We are going to be planning our own information poster about an African animal today.                  Choose an animal and then use books and the internet to research facts about it. Find photos you can copy and make sure you have everything you need to make your poster tomorrow by checking your key features list from yesterday.</p>	<p>Research your own African animal and plan out your poster with facts and information you have found. You can plan this in any way you like by making a list or mind mapping your information. Just make sure you can use it easily to create your poster tomorrow.</p>
<p>Friday 5<sup>th</sup> March</p>	<p><b>L1: Can I create an information poster about an African animal?</b>                  Today you are going to use all of the information you have found out about your animal that lives on the Savannah and create your poster.</p> 	<p>Remember the key features of an information poster:</p> <ul style="list-style-type: none"> <li>▪ Heading/ Title</li> <li>▪ Pictures</li> <li>▪ Facts</li> <li>▪ Short sentences</li> <li>▪ Include a 'Did you know?' to make it interesting</li> </ul> <p>You can complete this on paper using your best handwriting, making it bright, with interesting facts and send it to us on 2email.</p>