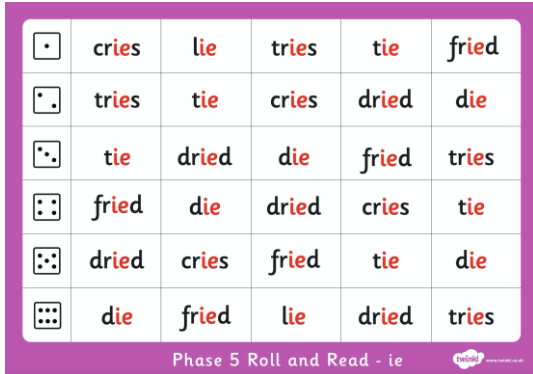



# Year 1 Phonics - Term 4 Week 2

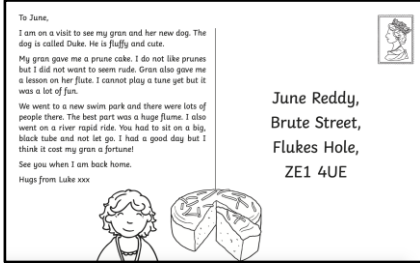

1st March - 5th March

Reminder: the website we use for phonics is now free. Go to [www.phonicsplay.co.uk](http://www.phonicsplay.co.uk) and log in using these details. Username: jan 21 and password: home

Date	Yellow Group	Blue Group
Monday 1st March	<p>This week we are continuing with Phase 5 in our Phonics learning! We are going to explore the new digraph "ie".</p> <p>Get ready to watch Mr Thorne's video about "ie", as in "eat the pie":  <a href="https://www.youtube.com/watch?v=bysxOIWkT08">https://www.youtube.com/watch?v=bysxOIWkT08</a></p> <p>Now, find a dice and play the "ie roll and read" game with a family member. Take turns in rolling the dice and have a go at sounding out the words on each line. Did you get them all correct?</p>  <p>The game board is a 6x6 grid with a purple border. Each cell contains a dice face (1-6 dots) and a word. The words are: cries, lie, tries, tie, fried, tries, tried, die, fried, die, fried, tries, died, cries, tie, died, cries, fried, tie, die, die, fried, lie, died, tries. The words are arranged in a snake-like pattern across the grid.</p> <p>Phase 5 Roll and Read - ie</p>	<p>Last week we learnt about split digraphs. A letter comes in to split up two sounds but they are still friends so we "hook" them together and say the letter name "u", not its sound. For example, in the word Luke, "u" and "e" are friends but letter k has come in between them so we say "Luke", not "L-u-k-e".</p> <p>Today we are going to be learning a new split digraph. Watch Mr. Thorne's video about the u-e split digraph, as in "huge brute":  <a href="https://www.youtube.com/watch?v=CQXnqp8g9WM">https://www.youtube.com/watch?v=CQXnqp8g9WM</a></p>  <p>The graphic shows the letters 'u' and 'e' in a stylized, rounded font, connected by a horizontal line, representing the split digraph 'u-e'.</p> <p>Play Buried Treasure game using the u-e split digraph:  <a href="https://www.phonicsplay.co.uk/resources/phase/5/buried-treasure">https://www.phonicsplay.co.uk/resources/phase/5/buried-treasure</a></p> <p>How many points can you get? Keep trying until you can get all 10 points!</p>


# Year 1 Phonics - Term 4 Week 2

1st March - 5th March

	<p>Finally, our tricky words this week are "people" and "could". These words are really tricky, but we need to learn them. Set yourself a timer and see how many times you can write each of these words down in 1 minute!</p>	<p>Luke has sent a postcard to June and he has included lots of "u-e" split digraphs in his writing. Print the postcard off or read it through on your screen and find as many "u-e" split digraphs as you can! How many did you find?</p> 
<p>Tuesday 2nd March</p>	<p>Recap the "ie" digraph by creating a rainbow write! You can either print off the rainbow outline provided or draw out your own on a piece of paper. Then use different coloured pens or pencils (you could use a red, orange, yellow, green, blue, purple and pink) to create a rainbow of "ie" words: <b>pie</b>, <b>lie</b>, <b>tie</b>, <b>fried</b>, <b>cried</b>, <b>spied</b>.</p> 	<p>Recap the u-e split digraph by helping Geraldine the Giraffe. Make a list of all of the items that she finds: <a href="https://www.youtube.com/watch?v=BdfBg1SMFzM">https://www.youtube.com/watch?v=BdfBg1SMFzM</a></p> <p>Next, print off (or display on screen) the "Find and Write the 'u-e' Words" worksheet. Can you work out and spell all of the missing words? Missing words: flute, prune, june, rude, tube, cube, huge.</p>

Year 1 Phonics - Term 4 Week 2

1st March - 5th March

	<p>To finish today, have a go at writing down this dictated sentence (family member to read the sentence aloud): "I spied a fried pie."</p> <p>Did you spell each word correctly? Did you remember finger spaces, a capital letter and punctuation? Ask an adult to check for you.</p>	
<p>Wednesday 3rd March</p>	<p>Today we are going to explore the new digraph "ea" as in "cup of tea". We have already learnt the grapheme "ee", but this is a different grapheme that makes the same "ea/ee" phoneme/sound.</p> <p>Get ready to watch Mr Thorne's video about "ea".  <a href="https://www.youtube.com/watch?v=U5KZNjV37Mo">https://www.youtube.com/watch?v=U5KZNjV37Mo</a></p> <p>Now have a go at playing Dragons Den using the phase 5 "ea" grapheme.  <a href="https://www.phonicsplay.co.uk/resources/phase/5/dragons-den">https://www.phonicsplay.co.uk/resources/phase/5/dragons-den</a></p> <p>How many points can you get? Keep trying until you can get all 10 points!</p> <p>Have a go at writing down a dictated sentence using the "ea" sound</p>	<p>Today we are learning the "o_e" split digraph (as in "stone"). Remember: "o and e are best friends but a letter comes and splits them up but they are still friends so they 'hook' together. So now we say the vowel's name, not the sound.</p> <p>Watch this video to learn this new split digraph:  <a href="https://www.youtube.com/watch?v=VpTIpkqU1fY">https://www.youtube.com/watch?v=VpTIpkqU1fY</a></p> <p>Reading Dance Party Time: Make flashcards containing the o-e split digraph using real and alien words (see below) and place the o-e words around the room. Play music and dance. When the music stops, ask your child to find a word and read it to you. Repeat. You could add the smiley hook on each word while reading using a felt tip or pencil. Real and alien words:  <i>hose, stone, krote, bone, phone, dome, home, jope, nose, pode, zone, rope</i></p>

Year 1 Phonics - Term 4 Week 2

1st March - 5th March

	<p>(a family member to read the sentence aloud): "On my seat I have lots of treats!" Did you spell each word correctly? Ask an adult to check for you.</p> <p>Remember, our tricky words this week are "people" and "could". See you can write each of these words in 1 minute. Try to keep all of your letters the same size. How neat can you be?</p>	
Thursday 4th March	<p>Recap the 'ea' digraph by watching Geraldine! How many items does Geraldine find containing the 'ea' sound? Can you make a list?  <a href="https://www.youtube.com/watch?v=L6F4KRdhgqak">https://www.youtube.com/watch?v=L6F4KRdhgqak</a></p> <p>Now, listen to these real and fake "ea" words being dictated to you. Can you identify which ones are real and which ones are fake?  <i>repeat, dea, seat, glead, treat, cleamy, beat, release, steam, heat, deaby, least, meat, sea, rea.</i> How many did you get right?</p> <p>Apply your new learning by playing "Race and Read". Print off or write out the following 'ea' sentences on separate pieces of paper and spread them around the room (make sure you close your eyes whilst you adult hides the sentences). When hidden, race across the room to find a sentence, bring it back to your family member and read it!</p>	<p>Today we are recapping the "o-e" split digraph.</p> <p>Help Geraldine the Giraffe with finding items that contain the "o-e" split digraph and make a list of what she finds:  <a href="https://www.youtube.com/watch?v=vDms5bRsvq4&amp;t=1s">https://www.youtube.com/watch?v=vDms5bRsvq4&amp;t=1s</a></p> <p>Play Dragons Den, choosing Phase 5 and the "o-e" split digraph and see how many points you can earn. Keep trying until you can get all 10 points!  <a href="https://www.phonicsplay.co.uk/resources/phase/5/dragons-den">https://www.phonicsplay.co.uk/resources/phase/5/dragons-den</a></p>

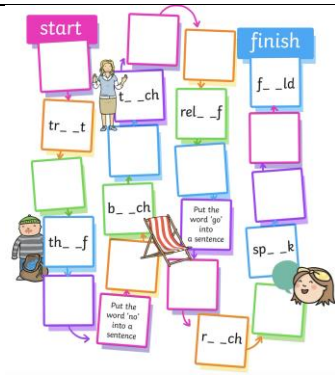
Year 1 Phonics - Term 4 Week 2

1st March - 5th March

	<p><i>"We sit on a seat and read books near the sea."</i></p> <p><i>"Can a sheep repeat a bleat?"</i></p> <p><i>"At least we can have meat as a good treat."</i></p>	
Friday 5th March	<p>Join in with Miss Jennings to recap the sounds we have learnt so far.</p> <p><i>Miss Jennings and Mrs Hunter to record flashcard video. Add link here.</i></p> <p>Next, play Tricky Word Trucks using phase 3 and phase 5a words on Phonics Play. How many can you read correctly?  <a href="https://www.phonicsplay.co.uk/resources/phase/5/tricky-word-trucks">https://www.phonicsplay.co.uk/resources/phase/5/tricky-word-trucks</a></p> <p>Finally, have a go at playing the "ea" and "ie" spelling game with someone in your family! Who will be the winner? This game can be printed off or played on screen. Write the words down on a piece of paper.</p>	<p>Show what you know about the "u-e" and "o-e" split digraphs by reading these sentences out loud:</p> <p><i>"Can you put a huge cube in a tube?"</i>  <i>"If you are home alone and you find a bone, will you get on the phone?"</i></p> <p>Now have a go at writing these dictated sentences:</p> <p><i>"Is it rude to play a flute?"</i>  <i>"Can a stone explode?"</i></p> <p>Don't forget to check you have used a capital letter at the start of each sentence and a question mark at the end.</p> <p>Finally, have a go at finding as many "o-e" and "u-e" words as you can in this word search. This could be printed off or completed online.</p>

# Year 1 Phonics - Term 4 Week 2

1st March - 5th March



OR

Finally, have a go at finding as many "ie" and "ea" words as you can in this word search. This could be printed off or completed online.

