

PHONICS WEEK 1

YEAR 2

Yellow and Blue Group

Click on the day to see what you will be doing in phonics

[Monday](#)

[Tuesday](#)

[Wednesday](#)

[Thursday](#)

[Friday](#)

[Click here for this weeks spellings](#)

Monday 22nd February


YELLOW GROUP


- We are learning the alternative pronunciation for the **l** grapheme.
- Click on the paint splat to see today's learning.



BLUE GROUP

- We are learning to explore the alternative spelling for the **igh** phoneme.
- Click on the paint splat to see today's learning.






YELLOW GROUP 22/2/21

- Watch the video to learn about the alternative pronunciation for the I Grapheme. You will need a pencil and some paper to take part in this video lesson. [Phonics Phase 5b Session I i - YouTube](#)
- Apply what you have learnt today by using cheeky chimps game on phonics play and choose today's grapheme focus. <https://www.phonicsplay.co.uk>. Make sure you use the 5b game, you can find it under resources, phase 5, scroll down to 5b. Make sure to choose the I grapheme when you play the games.
- You can now log in to phonics play for free, just follow the instructions on the home page, this is only for a limited time.
- **You may log in with the following details:**

username: jan21

password: home

[Click here for this weeks spellings](#)



BLUE GROUP 22/2/21

- Watch the video to find out more about alternative spelling for the **igh** phoneme. You will need some paper and a pencil ready to take part in this virtual lesson. [Phonics Phase 5c - Session 5 igh – YouTube](#)
- Apply what you have learnt by using the investigating alternative spellings game on phonics play and choose today's grapheme focus. <https://www.phonicsplay.co.uk>. Make sure you use the 5c game, you can find it under resources, phase 5, scroll down to 5c. Click on alternative spelling game and play the phoneme spotter game.
- You can now log in to phonics play for free, just follow the instructions on the home page, this is only for a limited time.
- **You may log in with the following details:**

username: jan21


password: home

[Click here for this weeks spellings](#)

Tuesday 23rd February


YELLOW GROUP


- We are continuing our learning of the alternative pronunciation for the **l** grapheme.
- Click on the paint splat to see today's learning.



BLUE GROUP

- We are continuing our learning to explore the alternative spelling for the **igh** phoneme.
- Click on the paint splat to see today's learning.





YELLOW GROUP 23/2/21

[Click here for this weeks spellings](#)


- Apply what you have learnt yesterday by using sentences game on phonics play and choose today's grapheme focus. <https://www.phonicsplay.co.uk>. Make sure you use the 5b game, you can find it under resources, phase 5, scroll down to 5b. Make sure to choose the **l** grapheme when you play the games. – read the sentences and spot some of the alternative pronunciations.
- You can now log in to phonics play for free, just follow the instructions on the home page, this is only for a limited time.
- **You may log in with the following details:**

username: jan2l

password: home

- Using some of the words from today you have found or some from yesterday, have a go at using them in your own sentence.
- Adults at home read this sentence to your child so they can listen and write down what you say to practise using the different sounds to spell words in a sentence. **I have found a wild stick.**





BLUE GROUP

23/2/21

[Click here for this weeks spellings](#)

- Let`s apply what we have learnt yesterday and have a go at matching the pictures to the words. You can always use sound buttons (dots under the letters/ digraphs) to sound out each part of the word.
- Can you make a sentence from any of the words?
- Adults at home read this sentence to your child so they can listen and write down what you say to practise using the different sounds to spell words in a sentence. **I try my best to fly high in sky with my good work.**
- Apply what you have learnt by using the investigating alternative spellings game on phonics play and choose todays grapheme focus.
<https://www.phonicsplay.co.uk>. Make sure you use the 5c game, you can find it under resources, phase 5, scroll down to 5c. Click on alternative spelling game and play the phoneme spotter game.

Alternative Spelling for /igh/ Word and Picture Matching




sky



night



pie



goodbye



kite

Wednesday 24th February


YELLOW GROUP


- We are learning the alternative pronunciation for the **o** grapheme.
- Click on the paint splat to see today's learning.



BLUE GROUP

- We are learning to explore the alternative spelling for the **f** phoneme.
- Click on the paint splat to see today's learning.






YELLOW GROUP 24/2/21

- Watch the video to learn about the alternative pronunciation for the **o** Grapheme. You will need a pencil and some paper to take part in this video lesson. [Phonics Phase 5b Session 2 o – YouTube](#)
- Apply what you have learnt today by using cheeky chimps game on phonics play and choose today's grapheme focus. <https://www.phonicsplay.co.uk>. Make sure you use the 5b game, you can find it under resources, phase 5, scroll down to 5b. Make sure to choose the **o** grapheme when you play the games.
- You can now log in to phonics play for free, just follow the instructions on the home page, this is only for a limited time.
- **You may log in with the following details:**

username: jan21

password: home

[Click here for this weeks spellings](#)



BLUE GROUP 24/2/21

- Watch the video to find out more about alternative spelling for the **f** phoneme. You will need some paper and a pencil ready to take part in this virtual lesson. [Phonics Phase 5c - Session 6 f – YouTube](#)
- You can now log in to phonics play for free, just follow the instructions on the home page, this is only for a limited time.
- **You may log in with the following details:**

username: jan21

password: home

[Click here for this weeks spellings](#)

Thursday 25th February


YELLOW GROUP

- We are continuing our learning of the alternative pronunciation for the **o** grapheme.
- Click on the paint splat to see today's learning.



BLUE GROUP

- We are continuing our learning to explore the alternative spelling for the **f** phoneme.
- Click on the paint splat to see today's learning.





YELLOW GROUP 25/2/21

[Click here for this weeks spellings](#)


- Apply what you have learnt yesterday by using sentences game on phonics play and choose today's grapheme focus. <https://www.phonicsplay.co.uk>. Make sure you use the 5b game, you can find it under resources, phase 5, scroll down to 5b. Make sure to choose the **o** grapheme when you play the games. – read the sentences and spot some of the alternative pronunciations.
- You can now log in to phonics play for free, just follow the instructions on the home page, this is only for a limited time.

- **You may log in with the following details:**

username: jan21

password: home

- Using some of the words from today you have found or some from yesterday, have a go at using them in your own sentence.
- Adults at home read this sentence to your child so they can listen and write down what you say to practise using the different sounds to spell words in a sentence. **If it is hot don't go out.**



BLUE GROUP

25/2/21

- Apply what you have learnt yesterday by using sentences game on phonics play and choose today's grapheme focus. <https://www.phonicsplay.co.uk>. Make sure you use the 5c game, you can find it under resources, phase 5, scroll down to 5c. Make sure to choose the **f** phoneme when you play the games. – read the sentences and spot some of the alternative spellings.
- Have a look at the story to the right. Can you find all the alternative spellings for the f sound (f, ff and ph).
- Can you use any of the found words in a sentence?

[Click here for this week's spellings](#)

Frankie and Fred

f', 'ff' and 'ph' Phoneme Spotter Story



Frankie the dolphin was the fastest fish in the sea. She was always the first to cross the finish line when the fish had races. She was also a very fit fish. She could lift fifty shells with one flipper and balance five rocks on her fin! She won a lot of prizes.

Frankie's best friend was Fred the flounder. Fred was not the fastest fish. One day, Fred was feeling very fed up. "I'll never be first," said Fred with a sniff. "I always fail and it's just not fair!"

Sophie the puffer fish heard Fred say this, and wanted to help him feel better. She came up with a plan...



First, she talked to the staff at Fred's school. "Fred isn't fast but he's very good at phonics," said his teacher, Miss Cliff. "He can read all the letters in the alphabet!"


Then she spoke to Fred's family. "Fred might not be fast, but he's so helpful and thoughtful," said Fred's father. "He helps his brothers and sisters find things they have lost. He even helps to look behind the sofa!"

Finally, Sophie talked to Frankie. "Fred doesn't need to be fast to be a fab friend," said Frankie. "We always have so much fun. Sometimes he makes me laugh until I'm out of puff!"

Sophie and Frankie made Fred a gold trophy out of sand. On the trophy it said:

First

For being the best at phonics and the alphabet!
For being a helpful and thoughtful family member!
For being the most fun friend!




When they gave Fred the trophy he felt chuffed! "I didn't know you could be first at all that stuff," he said.

The plan was a triumph and Fred finally believed that he was a fantastic fish, just like his friend.

Friday 26th February


YELLOW GROUP

- Recap of what we have learnt this week.
- Click on the paint splat to see today's learning.



BLUE GROUP

- Recap of what we have learnt this week.
- Click on the paint splat to see today's learning.





YELLOW GROUP


26/2/21

[Click here for
this weeks
spellings](#)

- Let`s recap! Use the video to go over our phase 5 sounds. [Phase 5 Phonics Flashcards with Miss Mundy – YouTube](#)
- Have a go at the word search how many words can you find with the alternative pronunciations we have learnt this week?
- Don't forget to practise your spellings.

q	k	a	q	w	h	r	x	h	y
c	x	i	q	t	t	m	h	q	e
h	e	p	m	r	u	e	o	d	n
i	r	k	i	h	x	o	l	d	p
l	z	i	n	t	o	l	d	s	l
d	t	n	d	g	f	i	n	d	v
m	p	d	w	y	g	j	w	o	w
y	s	z	a	w	x	z	n	q	i
b	i	z	o	v	j	s	o	n	l
d	r	q	i	p	x	b	n	r	d

mind
find
wild
child
kind
no
so
old
told
hold



BLUE GROUP 26/2/21

[Click here for this
weeks spellings](#)

- Let`s recap! Use the video to go over our phase 5 sounds.
[Phase 5 Phonics Flashcards with Miss Mundy – YouTube](#)
- Have a go at the word search, how many words with the different spellings of the phonemes **igh** and **f** can you find?
- Don't forget to practise your spellings.


h p i e m e z r s q
u v r h i g h q f s
f g t d o l p h i n
f e y e p s z f n y
y m i g h t i l s f
z e z p o d h a j i
d h u b n l n p o n
t o g q e i p s d t
y e a g f m b j q o
w w j l g e p z q m

dolphin
flaps
fin
huff
phone
might
high
eye
pie
lime

Spellings


YELLOW GROUP


- Click on the paint splat to see yellow groups spellings.



BLUE GROUP

- Click on the paint splat to see blue groups spellings.





YELLOW GROUP SPELLINGS

PRACTISE SPELLINGS

For spellings this week we are going to have a look and practise some of our common exception words. Not all of these words can be spelt using phonics so we need to learn them by memory.


Have a look at the game on the link to practise some of your common exception words. [Look, Cover, Write, Check- mobile friendly](#)

To access the spelling game click on the link, and then click on year 1 or year 2. We are going to be practising our year 1 and year 2 common exception words. Finally click on tricky words and choose one of the Tricky boxes to practise your spellings. If you are finding the year 1 words easy go on to the year 2 words.



Here are some words that you can practise at home.

- you
- by
- my
- do
- says
- are
- the
- your
- cold
- old
- poor
- could
- many



BLUE GROUP SPELLINGS

Practise reading them for a minutes each day through the following week, you may also like to try and spell them or use them in a sentence.

PRACTISE SPELLINGS

- To practise your spellings we will use the look write say cover write check game:
 - First look at the word and read it 3 times.
 - Second write the word 3 times.
 - Then spell the word out loud 3 times.
 - After that cover and write the word without looking.
 - Finally check to see if you got it right.
- You can choose a few words each day from the list on the right and then test yourself at the end of the week. Don't worry if you get some wrong we are still learning.



- Here are some words that you can practise at home.
- another
 - mother
 - dove
 - some
 - love
 - other
 - Monday
 - above
 - come
 - dozen
 - cover

Spelling rule: The short 'u' sound is spelled with the letter 'o'. Often before a 'th', 'v' or 'n'.