



# PHONICS WEEK 2

---

YEAR 2

Yellow and Blue Group

Click on the day to see what you will be doing in phonics

[Monday](#)

[Tuesday](#)

[Wednesday](#)

[Thursday](#)

[Friday](#)

[Click here for this weeks spellings](#)

# Monday 1<sup>st</sup> March

---


## YELLOW GROUP


- We are learning the alternative pronunciation for the **c** grapheme.
- Click on the paint splat to see today's learning.



## BLUE GROUP

- We are learning to explore the alternative spelling for the **oa** phoneme.
- Click on the paint splat to see today's learning.





# YELLOW GROUP 1/3/21


---

- Watch the video to learn about the alternative pronunciation for the **c** grapheme. You will need a pencil and some paper to take part in this video lesson. [Phonics Phase 5b - Session 3 c - YouTube](#)
- Apply what you have learnt today by using cheeky chimps game on phonics play and choose today's grapheme focus. <https://www.phonicsplay.co.uk>. Make sure you use the 5b game, you can find it under resources, phase 5, scroll down to 5b. Make sure to choose the **c** grapheme when you play the games.
- You can now log in to phonics play for free, just follow the instructions on the home page, this is only for a limited time.
- **You may log in with the following details:**

**username: jan21**

**password: home**

[Click here for this weeks spellings](#)



# BLUE GROUP 1/3/21

---

- Watch the video to find out more about alternative spelling for the **oa** phoneme. You will need some paper and a pencil ready to take part in this virtual lesson. [Phonics Phase 5c - Session 7 oa - YouTube](#)
- Apply what you have learnt by using the investigating alternative spellings game on phonics play and choose today's grapheme focus. <https://www.phonicsplay.co.uk>. Make sure you use the 5c game, you can find it under resources, phase 5, scroll down to 5c. Click on alternative spelling game and play the phoneme spotter game.
- You can now log in to phonics play for free, just follow the instructions on the home page, this is only for a limited time.
- **You may log in with the following details:**

**username: jan21**

**password: home**


[Click here for this weeks spellings](#)

# Tuesday 2<sup>nd</sup> March

---


## YELLOW GROUP


- We are continuing our learning of the alternative pronunciation for the **g** grapheme.
- Click on the paint splat to see today's learning.



## BLUE GROUP

- We are continuing our learning to explore the alternative spelling for the **oa** phoneme.
- Click on the paint splat to see today's learning.





# YELLOW GROUP 2/3/21

[Click here for this weeks spellings](#)


---

- Watch the video to learn about the alternative pronunciation for the **g** Grapheme. You will need a pencil and some paper to take part in this video lesson. [Phonics Phase 5b - Session 4 g – YouTube](#)
- Apply what you have learnt today by using cheeky chimps game on phonics play and choose today's grapheme focus. <https://www.phonicsplay.co.uk>. Make sure you use the 5b game, you can find it under resources, phase 5, scroll down to 5b. Make sure to choose the **g** grapheme when you play the games.
- You can now log in to phonics play for free, just follow the instructions on the home page, this is only for a limited time.
- **You may log in with the following details:**

**username: jan21**

**password: home**





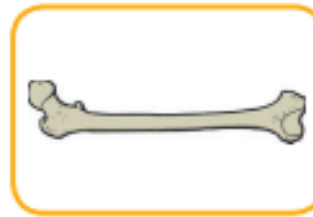
# BLUE GROUP

## 2/3/21

[Click here for this weeks spellings](#)

- Let`s apply what we have learnt yesterday and have a go at matching the pictures to the words. You can always use sound buttons (dots under the letters/ digraphs) to sound out each part of the word.
- Can you make a sentence from any of the words?
- Adults at home read this sentence to your child so they can listen and write down what you say to practise using the different sounds to spell words in a sentence. **I have taken a photo of the toad in a bowl.**
- Apply what you have learnt by using the investigating alternative spellings game on phonics play and choose todays grapheme focus.  
<https://www.phonicsplay.co.uk>. Make sure you use the 5c game, you can find it under resources, phase 5, scroll down to 5c. Click on alternative spelling game and play the word sort game.

### Alternative Spelling for /oa/ Word and Picture Matching



toe



bone



snow



oboe



phone

# Wednesday 3<sup>rd</sup> March

---


## YELLOW GROUP

- We are learning the alternative pronunciation for the **u** grapheme.
- Click on the paint splat to see today's learning.




## BLUE GROUP

- We are learning to explore the alternative spelling for the **m** phoneme.
- Click on the paint splat to see today's learning.







# YELLOW GROUP 3/3/21


---

- Watch the video to learn about the alternative pronunciation for the **u** Grapheme. You will need a pencil and some paper to take part in this video lesson. [Phonics Phase 5b - Session 5 u – YouTube](#)
- Apply what you have learnt today by using cheeky chimps game on phonics play and choose today's grapheme focus. <https://www.phonicsplay.co.uk>. Make sure you use the 5b game, you can find it under resources, phase 5, scroll down to 5b. Make sure to choose the **u** grapheme when you play the games.
- You can now log in to phonics play for free, just follow the instructions on the home page, this is only for a limited time.
- **You may log in with the following details:**

**username: jan21**

**password: home**

[Click here for this weeks spellings](#)



# BLUE GROUP 3/3/21

---

- Watch the video to find out more about alternative spelling for the **m** phoneme. You will need some paper and a pencil ready to take part in this virtual lesson. [Phonics Phase 5c - Session 8 m – YouTube](#)
- You can now log in to phonics play for free, just follow the instructions on the home page, this is only for a limited time. Go to the phase 5 resources and go down to phase 5c. Choose the sentence game and scroll along to week 12 and click on the /m/.
- **You may log in with the following details:**

**username: jan21**

**password: home**

[Click here for this weeks spellings](#)

# Thursday 4<sup>th</sup> March

---


## YELLOW GROUP

- We are continuing our learning of the alternative pronunciation for the **c, g & u** grapheme.
- Click on the paint splat to see today's learning.



## BLUE GROUP

- We are continuing our learning to explore the alternative spelling for the **m** phoneme.
- Click on the paint splat to see today's learning.





# YELLOW GROUP 4/3/21

[Click here for this weeks spellings](#)

---


- Apply what you have learnt yesterday by using sentences game on phonics play and choose today's grapheme focus. <https://www.phonicsplay.co.uk>. Make sure you use the 5b game, you can find it under resources, phase 5, scroll down to 5b. Make sure to choose the **c, g or u** grapheme when you play the games. – read the sentences and spot some of the alternative pronunciations.
- You can now log in to phonics play for free, just follow the instructions on the home page, this is only for a limited time.
- **You may log in with the following details:**

**username: jan21**

**password: home**

- Using some of the words from today you have found or some from yesterday, have a go at using them in your own sentence.
- Adults at home read this sentence to your child so they can listen and write down what you say to practise using the different sounds to spell words in a sentence. **It was icy today but that didn't stop me pushing Gill.**





# BLUE GROUP

## 4/3/21

---

- Have a look at the story below. Can you find all the alternative spellings for the **m** sound (m, mm and mb). - [click here for the answers](#)
- Once you have found the alternative spellings for the **m** sound in the story draw a picture to go with the words and make an alternative spellings for **m** poster.

*It was early in the morning on a beautiful day when I was woken up by a noisy man with his lamb outside. I climbed down from my bed and combed my hair before looking out the window. When I looked out the window the man with his lamb said sorry for waking me up. I gave him a thumbs up to say it was alright. My mum called me down for breakfast but by the time I got to the table there was not a crumb in sight.*

[Click here for this weeks spellings](#)




# Friday 5<sup>th</sup> March

---


## YELLOW GROUP

- Recap of what we have learnt this week.
- Click on the paint splat to see today's learning.



## BLUE GROUP

- Recap of what we have learnt this week.
- Click on the paint splat to see today's learning.






# YELLOW GROUP 5/3/21

[Click here for this weeks spellings](#)

- Let`s recap! Use the video to go over our phase 5 sounds. [Phase 5 Phonics Flashcards with Miss Mundy – YouTube](#)
- Have a go at the word search how many words can you find with the alternative pronunciations we have learnt this week?
- Don't forget to practise your spellings.

D	U	D	E	C	E	M	B	E	R
B	A	N	U	J	X	F	C	R	R
C	X	N	I	N	F	J	E	P	N
S	I	U	G	O	R	G	N	L	M
L	B	P	P	E	N	Y	T	A	P
U	J	N	Q	I	R	M	R	Y	U
N	G	G	G	V	Q	S	A	F	T
I	J	L	Y	Q	J	G	L	U	F
T	T	S	J	F	A	U	K	L	B
N	H	U	F	V	C	Y	C	L	E

CYCLE  
DECEMBER  
CENTRAL  
GYM  
GINGER  
DANGER  
UNIT  
UNION  
PUT  
PLAYFUL



# BLUE GROUP 5/3/21

[Click here for this  
weeks spellings](#)

- Let`s recap! Use the video to go over our phase 5 sounds. [Phase 5 Phonics Flashcards with Miss Mundy – YouTube](#)
- Have a go at the word search, how many words with the different spellings of the phonemes **oa** and **m** can you find?
- Don't forget to practise your spellings.

K Y T J H G R O L L F W  
E W B O N E D V J A O D  
L N P W F A R L O R A W  
N A L G H T W O G C B T  
C S U O O F Q H E M Q V  
L T M E M L Z W A S K P  
I O B S F K N L Z T O E  
M N I H W R D G O V F N  
B E N N N E H O M E B O  
U R G T H U M B D U M B  
S L O W X P E L G I W K  
L K J I A T O U W C E S

LAMB HOME  
CLIMB STONE  
DUMB  
THUMB  
PLUMBING  
LOW  
GROW  
SLOW  
TOE  
GOES  
HEROES  
BONE




# Spellings

---


## YELLOW GROUP


- Click on the paint splat to see yellow groups spellings.



## BLUE GROUP

- Click on the paint splat to see blue groups spellings.





# YELLOW GROUP SPELLINGS

## PRACTISE SPELLINGS

For spellings this week we are going to have a look and practise some of our common exception words. Not all of these words can be spelt using phonics so we need to learn them by memory.


Have a look at the game on the link to practise some of your common exception words. [Look, Cover, Write, Check- mobile friendly](#)

To access the spelling game click on the link, and then click on year 1 or year 2. We are going to be practising our year 1 and year 2 common exception words. Finally click on tricky words and choose one of the Tricky boxes to practise your spellings. If you are finding the year 1 words easy go on to the year 2 words.



Here are some words that you can practise at home.

- love
- one
- full
- friend
- put
- come
- once
- school
- ask
- pull
- house



# BLUE GROUP SPELLINGS

Practise reading them for a minutes each day through the following week, you may also like to try and spell them or use them in a sentence.

## PRACTISE SPELLINGS

- Practise your spellings by playing the look, write check game on [Look, Cover, Write, Check- mobile friendly \(ictgames.com\)](http://Look,Cover,Write,Check-mobilefriendly.ictgames.com)– go to year 2, patterns and then contractions to play the correct game.
- Then from Thursday you can have a go a the quiz on purple mash.
- There are also spelling examples you can try on the right.



- Here are some words that you can practise at home.
- he's
  - that's
  - who's
  - it's
  - I'm
  - wouldn't
  - haven't
  - aren't
  - can't
  - don't

Spelling rule: the apostrophe shows where a letter or letters would be if the words were written in full. **Can't → cannot.**

---

*It was early in the morning on a beautiful day when I was woken up by a noisy **man** with his **lamb** outside. I **climbed** down from my bed and **combed** my hair before looking out the window. When I looked out the window the **man** with his **lamb** said sorry for waking me up. I gave him a **thumbs** up to say it was alright. My **mum** called me down for breakfast but by the time I got to the table there was not a **crumb** in sight.*

