

**Spellings**


This week's spellings.

Can you look, say, cover, write these words? See if you can learn them all by the end of the week? Practise saying these words out loud and then have a go at writing them out on paper or card then get an adult at home to hide them so that you have to go and find them around your house! When you have found the words try and tell the adults how you spell the words without looking!

<u>ee</u>	<u>oo</u>
see	food
tree	pool
Lee	spoon
green	zoo
week	zoom

Can you complete the **Guided Reading Book Talk** activity during the week?

This week we are exploring the African story of Lila and the Secret of Rain by David Conway and Jude Daly and thinking about predicting. Before watching the video of Mrs Skinner reading the story talk through or answer the questions on the grid using the front cover:



<b>Who do you think Lila is?</b>	<b>Where do you think that the story is set?</b>	<b>Do you think this is a fiction or non-fiction text?</b>
<b>Describe the clothes that the character is wearing.</b>		<b>What do you think the secret could be?</b>
<b>Does this image remind you of any other book?</b>	<b>Describe the setting.</b>	<b>What can you see in this illustration?</b>



Now watch the story to see if you were right: <https://youtu.be/jz6IVAKSiM>

**Handwriting**

Can you practice the straight capital letters: L T I F E H and then these words: Tuesday, Thursday, Friday, I, England. Use this video to help you:



Daily English		
Day	Suggested Activity	How to complete
Monday 22 <sup>nd</sup> February	<p><b>LI: Can I explore a setting in a book and identify what it is showing?</b></p> <p>Today you are going to look at an illustration from a book and explore what you can see.</p> 	<p>Using the illustration can you come up with words to describe 10 things you can see?</p> <p>There is a purple mash template for you to write your list on or you can do it on paper and share to your Mrs Hunter's or Mrs Skinner's email for your class. Then with an adult explore and discuss these questions about the picture:</p> <p>Where do you think this is?            What makes you think that?            What can you see?            What is happening?            What time of day do you think it is? Why?            What do you think it is like to be there?</p>
Tuesday 23 <sup>rd</sup> February	<p><b>LI: Can I predict what a book is about from its front cover?</b></p> <p>Today you are going to explore the front cover of the book we are going to be learning about. 'One Day on Our Blue Planet...In the Savannah'.</p> <p>What do you think this is about? Use the illustration from yesterday too to help you and then explore the word Savannah with our activity.</p> 	<p>Can you predict what our book is about and then research what Savannah means using these questions to help you:</p> <p>What does Savannah mean?            Whereabouts in the world would we find the Savannah?            Then watch this clip introducing the African Savannah and write a short description of what it is from your research:  <a href="https://www.youtube.com/watch?v=xQEIfcAXIHU">https://www.youtube.com/watch?v=xQEIfcAXIHU</a></p> <p>Don't forget capital letters, finger spaces and full stops. Can you extend your sentences with and?            You can either do this on the purple mash template or write it and email over on 2emails.</p>
Wednesday 24 <sup>th</sup> February	<p><b>LI: Can I understand what free verse poetry is and identify the key features?</b></p> <p>For the rest of this week we are going to be thinking about the theme of this book and explore the language we can use in poetry. Before we can do that we need to think about what type of poetry we are going to write.</p>	<p>Today you are going to understand the key features of free verse poems. There is a powerpoint for you to follow to do this. Make sure you can say they key features of a free verse poem when you are finished.</p>
Thursday 25 <sup>th</sup> February	<p><b>LI: Can I use my senses to plan a free verse poem about the African Savannah?</b></p> <p>We are going to be planning our own free verse poem about the African Savannah today.</p>	<p>Think about your senses whilst you watch this video:  <a href="https://www.youtube.com/watch?v=DxAO-aOKrAQ">https://www.youtube.com/watch?v=DxAO-aOKrAQ</a></p>

		<p>Make notes about what you can see, hear, what you would smell and feel. You can put these on to a mind map to use to write your poem tomorrow on the purple mash template or on paper.</p> <p>An example could be a bird at sunrise or yellow dried grass.</p>
<p>Friday 26<sup>th</sup> February</p>	<p><b>L1: Can I write a free verse poem?</b> Today you are going to use all of the information you have about the African Savannah and its animals to write a free verse poem about it.</p> 	<p>Remember the key features - it doesn't rhyme, they don't need to be full sentences and it is about the African Savannah which is the subject.</p> <p>Here is an example to help you: A bird at sunrise, Elephants stomping the dry ground, Yellow grass, Tall necked Giraffes roam, Beware the lurking crocodile!</p> <p>You can complete this on paper using your best handwriting and send it to us on 2email.</p>