

YEAR 2 – WEEK 1


THEME LEARNING






When you have **completed an activity take a photo, then upload it onto purplemash**, you can also leave a note to tell us how you found the learning and if there was anything that you found tricky. We will give you some feedback when once you have finished. You can also email pictures of your work into school using the following email address [**ks1@wouldham.Kent.Sch.Uk**](mailto:ks1@wouldham.Kent.Sch.Uk).



Monday – Art

- Today is the start of our new theme Out of Africa. To help start our new theme of learning we are going to have a go at creating a piece of art work inspired by the African savannah.
- The African savannah is a warm tropical grassland. Many African animals live in the savannah such as Elephants, Giraffes, Lions and Rhinos to name a few.
- For today`s lesson you are going to create an animal sunset silhouette similar to Mr Trevallion's creation on his display board.
- You could use paint, pens, pencils, chinks or even coloured paper to create your sunset pictures. For the animals you can have a go at drawing them. If you find that a bit tricky you can always trace the animals or print them out and stick them on to your sunset.
- Look at the next page for some animal outlines.



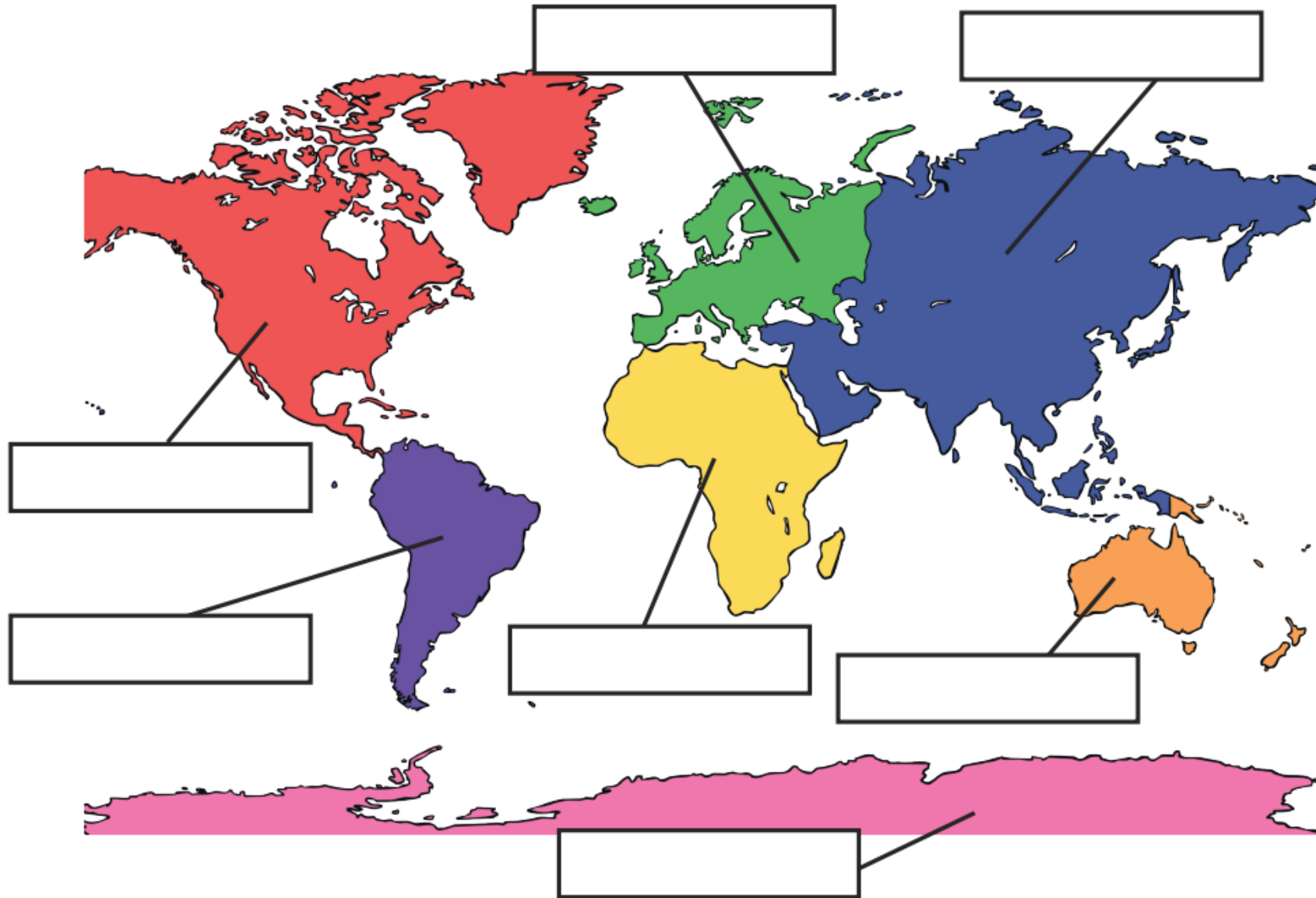


Tuesday – Geography

- Last term we began learning about continents today we are going to recap our learning of continents.
- This term our theme of learning is focusing on the continent called Africa and will be looking in the following weeks at the other continents.
- First we need to find out a bit more about what a continent is. Follow the link to watch a virtual lesson video to learn all about continents. You will need a pen and piece of paper for this lesson. [WHAT IS A CONTINENT? \(THENATIONALACADEMY\)](#)
- Once you have watched the video have a go at locating the different continents on the map activity on the next page.



The Seven Continents of the World



Word Bank

North America

South America

Africa

Antarctica

Australasia

Europe

Asia

Wednesday – Science

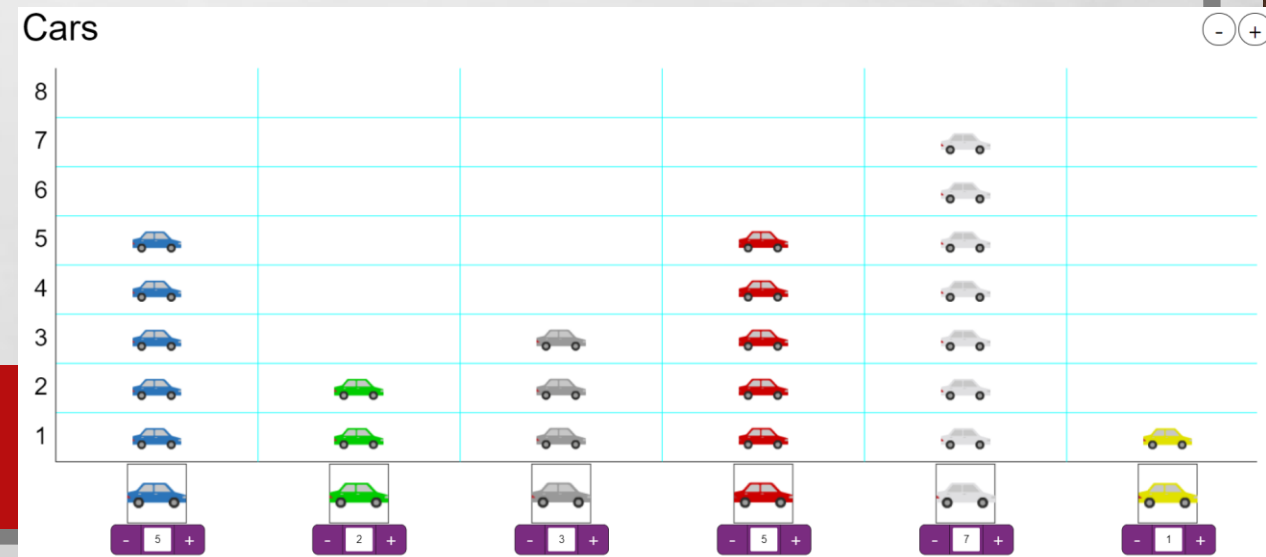
- For today's science lesson we are going to look at the seasonal changes we may have seen recently. After all the wintry weather we are going to focus on winter for our learning.
- Have a look out the window or go outside for a walk and think about the following questions.
 - ✓ What does the sky look like?
 - ✓ What do the trees look like?
 - ✓ Can you see any plants growing?
 - ✓ Are there any animals outside?
 - ✓ What is the weather like?
 - ✓ Can you see any signs of spring?
- On Purple Mash there is an activity that you can use to draw a picture and write some interesting sentences about winter. You can use the questions above to help write some sentences.



Thursday – ICT

- For ICT this term we are going to be learning about questioning and presenting data we have collected.
 - For this lesson you will be collecting data for different colours of cars on your road and then presenting it using the 2 count software.
 - There is a step by step guide below to help you with this lesson.
1. Go for a walk and using the grid on the right you can draw a tally of the different colours of cars you see on your walk.
 2. Work out the total for each colour of car by counting your tally.
 3. Open the 2count activity on purple mash and scroll down until you find the car pictures and click on that one. This will open a blank graph similar to the one on the right.
 4. You will see there is a + and - button next to each colour of the cars. You can click on + to put in the number of cars you saw on your walk. The graph you are using is called a pictogram where you use symbols to represent the number for your data collected.

Cars	Tally	Total
Blue		
Green		
Grey		
Red		
White		
Yellow		



Friday – music

- This term we are going to be focusing on rhythm and songs in music. Exploring how they both work together to create music using our voices.
- For today's lesson follow the link for a virtual lesson to explore rhythm linked to songs. **[RHYTHMS \(THE NATIONAL ACADEMY\)](#)**
- For this lesson you will need to interact with the teacher and sing back to them, so you may need to sit quietly if other members of your family are working in the room with you.



RE, PSHE & Talk time

For PSHE this week take some time to talk with your family about the following questions as we begin our new focus of Healthy me.

- *How do you keep yourself healthy?*
- *Why is it important to keep healthy?*
- *What keeps us healthy?*
- *What does it mean to be healthy?*
- *What could you suggest to someone that doesn't want to exercise?*
- *What could you suggest to someone that doesn't want to go to bed on time?*
- *What could you suggest to someone that doesn't want to eat fruit or vegetables?*



For re there is an activity on purple mash
Can you create an information poster about palm Sunday? This is the day when Jesus comes into Jerusalem riding on a donkey and the people shouting here is the king. Watch the following clip and then complete your information poster about palm Sunday:- bbc.Co.Uk/bitesize/clips/zy2hyrd