

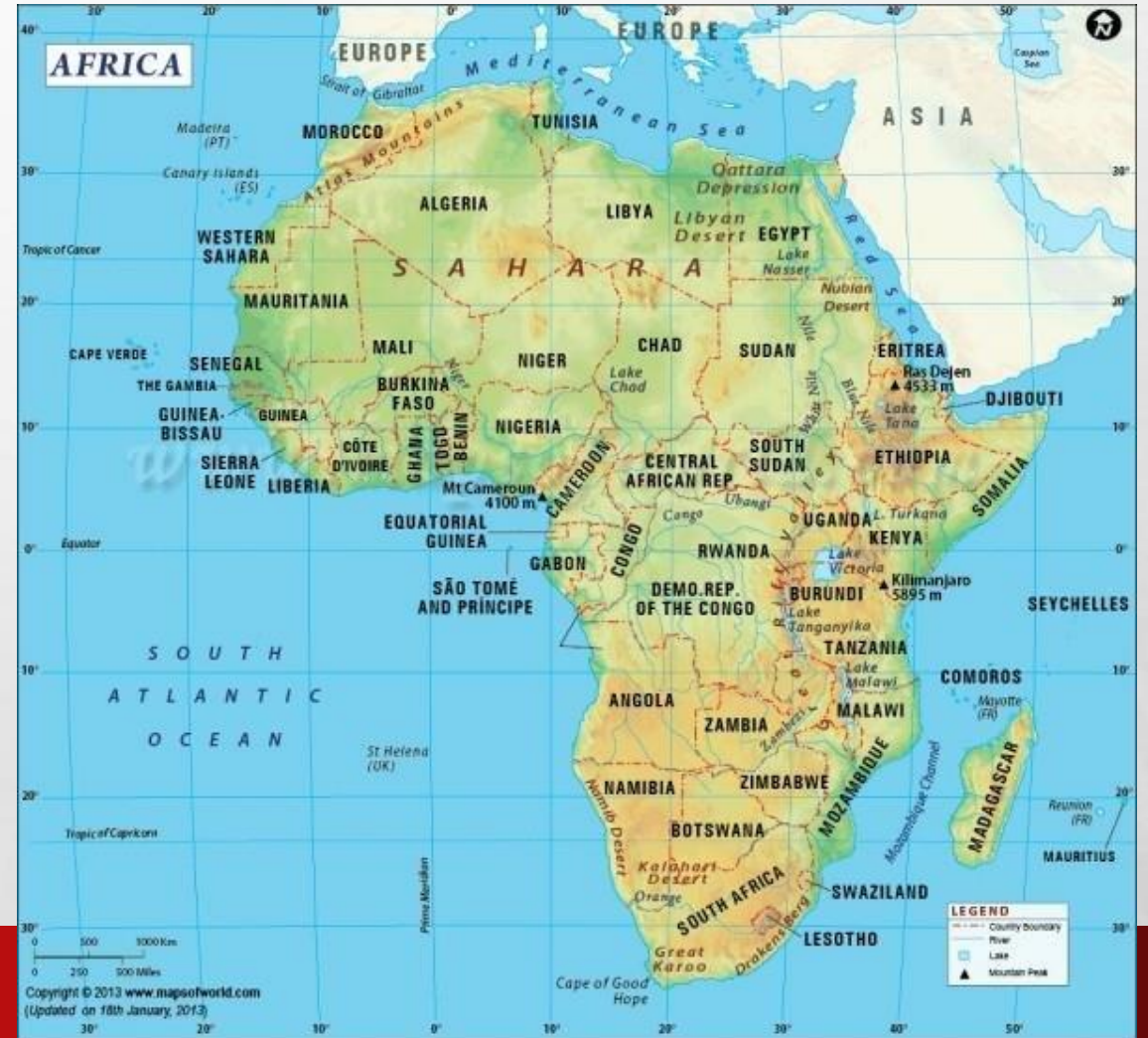
# YEAR 2 – WEEK 2 THEME LEARNING

When you have **completed an activity take a photo, then upload it onto purplemash**, you can also leave a note to tell us how you found the learning and if there was anything that you found tricky. We will give you some feedback when once you have finished. You can also email pictures of your work into school using the following email address [\*\*ks1@wouldham.Kent.Sch.Uk\*\*](mailto:ks1@wouldham.Kent.Sch.Uk).



# Monday – Geography


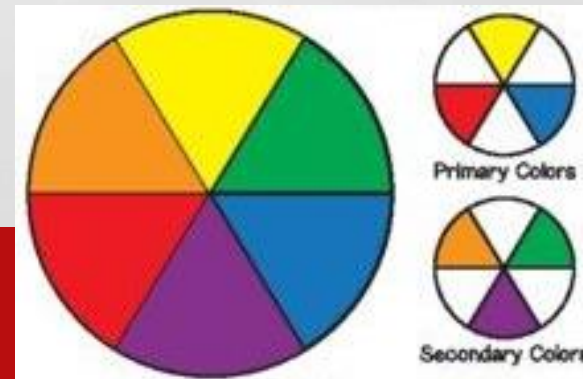
- Today we are going to be virtually flying to Africa and learning some facts to help us find out more about where Sunny the Meerkat lives.
- There is a virtual video lesson that you can watch to learn more about Africa. You will need a pencil and some paper for this lesson. **WHAT IS AFRICA LIKE? (THENATIONALACADEMY)**
- Once you have watch the lesson you are going to create your own tourist poster about Africa.
- This will include lots of colourful pictures and interesting facts about Africa that you may have learnt from the video or found out from online or in a book.
- There is a purple mash activity if you need it to make your poster, but pencil and paper is always a lot more fun. You can then email your work to Mr Trevallion or Mrs Jones.





# Tuesday – Art

- This term in art we are going to be looking at African prints and patterns.
- Have a look at the pictures of the African fabrics and patterns, there are lots in Mr Trevallion's bunting. What do you notice about the patterns? Can you see any shapes, lines, colours or textures?
- African prints are very bright and colourful so today in art you are going to focus on colour.
- We have 3 primary colours - red, blue and yellow.
- We then also have 3 secondary colours which are green, purple and orange.
- The secondary colours are made by mixing two primary colours together. Can you remember how?
- Task - can you make a colour wheel to show all the colours (look at the example on the right). If you have some paints you may also like to paint the process you would use to make the different colours.
- Challenge: how can we make the colours lighter or darker?



# Wednesday – Science

- Our focus this term in science is living things, focusing on animals.
  - To help our understanding we are going to explore what a living thing is and find out the features of a living thing.
  - Follow the link to watch the virtual lesson, you will need a pencil and paper for this lesson. There are also an activity sheet (right) that are used alongside this lesson as well as a quiz at the end.
  - **WHAT IS A LIVING THING? (THENATIONAL.ACADEMY)**
- ✓ Task 1 - write about and label the features of a living thing
  - ✓ Task 2 - finish the sentence activity sheet
  - ✓ Answers in the activity section after the learning video



## 3. Finish the sentence.

1. Animals that only eat **meat** are called \_\_\_\_\_.
2. Animals which eat both **meat** and **plants** are called \_\_\_\_\_.
3. Animals that only eat **plants** are called \_\_\_\_\_.

**carnivore**

**herbivore**



**omnivore**





# Thursday – World Book Day

- Today is world book day! We have planed this amazing activity for you to do for your theme lesson. You may want to dress up as your favourite book character and do lots of reading.
- We are going to look at the book Giraffes Can't Dance by Giles Andreae. **GIRAFFES CAN'T DANCE – YOUTUBE**
- Once you have read the book have a think about a dance you would like to do at the jungle dance.
- Listen to this piece of music and watch the video for some inspiration **AFRICAN DRUMMING AND DANCE SEQUENCES -- BBC BITESIZE**
- What dance might you do, have a go at rehearsing some different dance moves. You may want to get the whole family involved as well.
- Make sure to send Mr Trevallion and Mrs Kerbey your dancing pictures or videos on purple mash!



# Friday – music

- Last week we learnt about rhythm. This week we are going to be looking at the difference between pulse and rhythm.
- Pulse is a steady beat within a piece of music.
- For today's lesson follow the link for a virtual lesson to explore our learning. **[EXPLORING THE DIFFERENCE BETWEEN PULSE AND RHYTHM \(THE NATIONAL ACADEMY\)](#)**
- For this lesson you will need to interact with the teacher and sing back to them, so you may need to sit quietly if other members of your family are working in the room with you.



# RE, PSHE & Talk time

*For PSHE this week take some time to talk with your family about the following questions as we begin our new focus of Healthy me.*

- *What do you do to keep relaxed?*
- *What might you do if you don't feel relaxed?*
- *Do you learn best when you relaxed or when your not relaxed?*
- *How do you tell if other are not calm?*
- *Can you describe how you feel when you are calm and when you are tense? Is there a difference?*



We started looking at holy week, last week when we thought about palm sunday, we have now moved on to the last supper, where jesus had a special meal with his friends and he told them he was going to die for them. Watch the following clip and then produce a poster explaining what happened during the last supper to share with others:- [the last supper - superbook](#)